

Signature Home Inspection



1234 School House Road
Yourtown, US 12345

Prepared for: Bob Smith

Prepared by: Signature Home Inspection
1008 Rose
Highland Heights, OH 44143

Signature Home Inspection

08:42 April 15, 2011

Page 1 of 18
Example

Definitions

NOTE: All definitions listed below refer to the property or item listed as inspected on this report at the time of inspection

A	Acceptable	Functional with no obvious signs of defect.
NP	Not Present	Item not present or not found.
NI	Not Inspected	Item was unable to be inspected for safety reasons or due to lack of power, inaccessible, or disconnected at time of inspection.
M	Marginal	Item is not fully functional and requires repair or servicing.
D	Defective	Item needs immediate repair or replacement. It is unable to perform its intended function.

General Information

Property Information

Property Address 1234 School House Road
City Yourtown State US Zip 12345
Contact Name Ima Goodagent
Phone (111)-111-1111 Fax (111)-111-1111

Client Information

Client Name Bob Smith
Client Address 3212 Homestead Dr.
City Yourtown State US Zip 12345
Phone (111)-111-1234 Fax (111)-111-23456
E-Mail buyer@usedhouse.com

Inspection Company

Inspector Name Jim Johnson
Company Name Signature Home Inspection
Company Address 1008 Rose
City Highland Heights State OH Zip 44143
Phone (111)111-2111 Fax (111)111-2111
E-Mail inspections@inspector.com
File Number 22222
Amount Received \$350.00

Conditions

Others Present Buyer's Agent and Buyer Property Occupied Occupied
Estimated Age 15 Entrance Faces Northwest
Inspection Date 4/15/06
Start Time 10:00am End Time 1:00pm
Electric On Yes No Not Applicable
Gas/Oil On Yes No Not Applicable
Water On Yes No Not Applicable
Temperature 70 degrees
Weather Partly cloudy Soil Conditions Dry
Space Below Grade Basement
Building Type Single family Garage Detached
Sewage Disposal City How Verified Visual Inspection
Water Source City How Verified Visual Inspection
Additions/Modifications Upgraded electrical service
Permits Obtained Electrical How Verified Multiple Listing Service

Signature Home Inspection

Lots and Grounds

Note: Wood sidings should be a minimum of 6" above ground. Detection of the presence of concealed moisture, mold or wood decay present behind exterior finishes is beyond the scope of this inspection. Promote positive (+) drainage away from foundation and extend runoff from roofing and downspouts a minimum 10 ft from foundation.

- | | A | NP | NI | M | D | |
|----|-------------------------------------|--------------------------|--------------------------|-------------------------------------|-------------------------------------|--|
| 1. | <input checked="" type="checkbox"/> | <input type="checkbox"/> | <input type="checkbox"/> | <input type="checkbox"/> | <input type="checkbox"/> | Walks: Concrete |
| 2. | <input checked="" type="checkbox"/> | <input type="checkbox"/> | <input type="checkbox"/> | <input type="checkbox"/> | <input type="checkbox"/> | Steps/Stoops: Concrete |
| 3. | <input checked="" type="checkbox"/> | <input type="checkbox"/> | <input type="checkbox"/> | <input type="checkbox"/> | <input type="checkbox"/> | Patio: Pebble top |
| 4. | <input type="checkbox"/> | <input type="checkbox"/> | <input type="checkbox"/> | <input type="checkbox"/> | <input checked="" type="checkbox"/> | Deck: Treated wood The deck has been built below acceptable building standards and is not safe in its current state. Recommend further evaluation and estimate to bring deck up to an acceptable building standard. |
| 5. | <input checked="" type="checkbox"/> | <input type="checkbox"/> | <input type="checkbox"/> | <input type="checkbox"/> | <input type="checkbox"/> | Balcony: Concrete |
| 6. | <input checked="" type="checkbox"/> | <input type="checkbox"/> | <input type="checkbox"/> | <input type="checkbox"/> | <input type="checkbox"/> | Porch: Concrete |
| 7. | <input type="checkbox"/> | <input type="checkbox"/> | <input type="checkbox"/> | <input checked="" type="checkbox"/> | <input type="checkbox"/> | Vegetation: Shrubs with some weeds |
| 8. | <input type="checkbox"/> | <input type="checkbox"/> | <input type="checkbox"/> | <input checked="" type="checkbox"/> | <input type="checkbox"/> | Retaining Walls: Railroad ties The wall is showing signs of movement, but appears to be stable at this time. A qualified contractor is recommended to evaluate and estimate repairs to maintain the wall. |



- | | | | | | | |
|-----|-------------------------------------|--------------------------|--------------------------|--------------------------|-------------------------------------|---|
| 9. | <input checked="" type="checkbox"/> | <input type="checkbox"/> | <input type="checkbox"/> | <input type="checkbox"/> | <input type="checkbox"/> | Basement Stairwell: Concrete |
| 10. | <input checked="" type="checkbox"/> | <input type="checkbox"/> | <input type="checkbox"/> | <input type="checkbox"/> | <input checked="" type="checkbox"/> | Grading: Moderate slope The grade and landscaping materials are too high and extend above the window well at the Northeast rear of the home. Recommend that the grade be reduced or the metal window well soil retainer be replaced with a taller unit to keep the mulch and soil beds from washing into the well. |



- | | | | | | | |
|-----|-------------------------------------|--------------------------|--------------------------|--------------------------|--------------------------|--|
| 11. | <input checked="" type="checkbox"/> | <input type="checkbox"/> | <input type="checkbox"/> | <input type="checkbox"/> | <input type="checkbox"/> | Swale: Adequate slope and depth for drainage |
| 12. | <input checked="" type="checkbox"/> | <input type="checkbox"/> | <input type="checkbox"/> | <input type="checkbox"/> | <input type="checkbox"/> | Window Wells: Drain present |
| 13. | <input checked="" type="checkbox"/> | <input type="checkbox"/> | <input type="checkbox"/> | <input type="checkbox"/> | <input type="checkbox"/> | Bsmt. Stairwell Drain: Surface drain |
| 14. | <input checked="" type="checkbox"/> | <input type="checkbox"/> | <input type="checkbox"/> | <input type="checkbox"/> | <input type="checkbox"/> | Exterior Surface Drain: Not present |
| 15. | <input checked="" type="checkbox"/> | <input type="checkbox"/> | <input type="checkbox"/> | <input type="checkbox"/> | <input type="checkbox"/> | Driveway: Concrete |
| 16. | <input checked="" type="checkbox"/> | <input type="checkbox"/> | <input type="checkbox"/> | <input type="checkbox"/> | <input type="checkbox"/> | Fences: Split rail |
| 17. | <input checked="" type="checkbox"/> | <input type="checkbox"/> | <input type="checkbox"/> | <input type="checkbox"/> | <input type="checkbox"/> | Lawn Sprinklers: Front and back yard |

Exterior Surface and Components

A NP NI M D

Front Elevation Exterior Surface

1. Type: Brick veneer Loose half brick at front door. Remove and tuckpoint back in place.



2nd Floor rear dormer Exterior Surface

2. Type: Vinyl siding
 3. Trim: Composite material Note: Damaged wood areas should be checked while doing the repair and replaced if wood rot is present.

1. Water damage to trim wood at either side of garage door from moisture wicking into the finished particle board. The surface is starting to delaminate. Recommend repair/replacement of the trim boards and silicone seal wood that is in contact with concrete to prevent wicking.

2. The wood window boxes have water damage and will require repair/replacement. The wood has started to separate at the supports and at the corners of the window boxes.

3. The trim board at the southwest corner of the porch has water damage due to water penetration and will require repair/replacement of the wood. The trim board extends out creating a ledge allowing water to collect on the top edge of the board and cause the wood to rot.

Recommend estimate/repairs by a qualified contractor.



4. Fascia: Composite material
 5. Soffits: Composite material
 6. Door Bell: Hard wired
 7. Entry Doors: Metal
 8. Patio Door: Vinyl sliding
 9. Windows: Vinyl
 10. Storm Windows:
 11. Window Screens:
 12. Basement Windows: Aluminum slider
 13. Exterior Lighting: Surface mounted lamps front and rear
 14. Exterior Electric Outlets: 110 VAC GFCI
 15. Hose Bibs: Frost Free
 16. Gas Meter: Exterior surface mount at side of home
 17. Main Gas Valve: Located at main line

Signature Home Inspection

Outbuilding

A NP NI M D

East corner of lot Outbuilding

- | | | | | | | |
|-----|-------------------------------------|-------------------------------------|--------------------------|--------------------------|--------------------------|---|
| 1. | <input checked="" type="checkbox"/> | <input type="checkbox"/> | <input type="checkbox"/> | <input type="checkbox"/> | <input type="checkbox"/> | Exterior Surface: Vinyl siding |
| 2. | <input checked="" type="checkbox"/> | <input type="checkbox"/> | <input type="checkbox"/> | <input type="checkbox"/> | <input type="checkbox"/> | Roof: Fiberglass shingle |
| 3. | <input checked="" type="checkbox"/> | <input type="checkbox"/> | <input type="checkbox"/> | <input type="checkbox"/> | <input type="checkbox"/> | Roof Structure: Wood truss |
| 4. | <input checked="" type="checkbox"/> | <input type="checkbox"/> | <input type="checkbox"/> | <input type="checkbox"/> | <input type="checkbox"/> | Ceiling: Drywall |
| 5. | <input checked="" type="checkbox"/> | <input type="checkbox"/> | <input type="checkbox"/> | <input type="checkbox"/> | <input type="checkbox"/> | Walls: Drywall |
| 6. | <input checked="" type="checkbox"/> | <input type="checkbox"/> | <input type="checkbox"/> | <input type="checkbox"/> | <input type="checkbox"/> | Floor: Concrete |
| 7. | <input checked="" type="checkbox"/> | <input type="checkbox"/> | <input type="checkbox"/> | <input type="checkbox"/> | <input type="checkbox"/> | Foundation: Poured slab |
| 8. | <input checked="" type="checkbox"/> | <input type="checkbox"/> | <input type="checkbox"/> | <input type="checkbox"/> | <input type="checkbox"/> | Doors: Steel |
| 9. | <input checked="" type="checkbox"/> | <input type="checkbox"/> | <input type="checkbox"/> | <input type="checkbox"/> | <input type="checkbox"/> | Windows: Vinyl double hung |
| 10. | <input checked="" type="checkbox"/> | <input type="checkbox"/> | <input type="checkbox"/> | <input type="checkbox"/> | <input type="checkbox"/> | Electrical: 110 VAC outlets and lighting circuits |
| 11. | <input checked="" type="checkbox"/> | <input type="checkbox"/> | <input type="checkbox"/> | <input type="checkbox"/> | <input type="checkbox"/> | Plumbing: Copper |
| 12. | <input checked="" type="checkbox"/> | <input type="checkbox"/> | <input type="checkbox"/> | <input type="checkbox"/> | <input type="checkbox"/> | HVAC Source: Convection baseboard |
| 13. | <input checked="" type="checkbox"/> | <input type="checkbox"/> | <input type="checkbox"/> | <input type="checkbox"/> | <input type="checkbox"/> | Gutters: Aluminum |
| 14. | <input checked="" type="checkbox"/> | <input type="checkbox"/> | <input type="checkbox"/> | <input type="checkbox"/> | <input type="checkbox"/> | Downspouts: Aluminum |
| 15. | <input type="checkbox"/> | <input checked="" type="checkbox"/> | <input type="checkbox"/> | <input type="checkbox"/> | <input type="checkbox"/> | Leader/Extension: Missing |

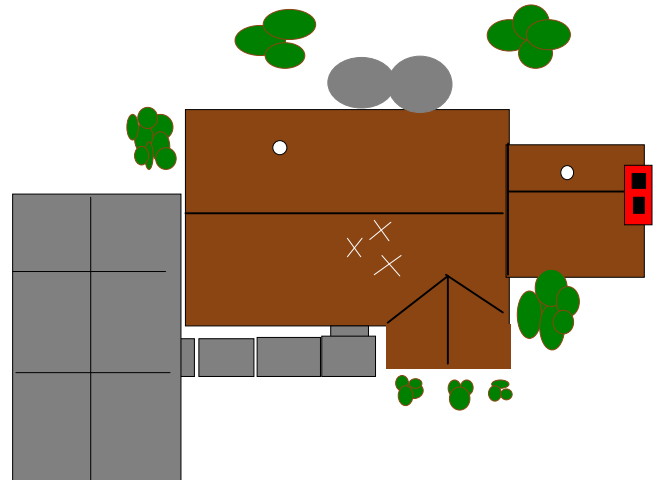
Roof

Chimney flue inspection is limited due to height. The inspection covers only the visible portion of the flue.

A NP NI M D

Main Roof Surface

- Method of Inspection: On the roof
- Unable to Inspect: 30% Height of the roof
- Material: Fiberglass shingle Missing roof shingles from wind damage as marked "x" in diagram. Repairs are required.
- Type: Gable



- Approx Age: 7
- Flashing: Aluminum
- Valleys: Preformed metal
- Skylights:
- Plumbing Vents: PVC
- Electrical Mast: Underground utilities
- Gutters: Aluminum
- Downspouts: Aluminum

Signature Home Inspection

Roof (Continued)

13. Leader/Extension: Underground conductors **Reconnect to downspout where pulling loose.**



Southeast Chimney

14. Chimney: Aluminum siding & frame covered 3 wall pipe
15. Flue/Flue Cap: Metal
16. Chimney Flashing: Aluminum

Garage/Carport

A NP NI M D

Left Elevation Garage

1. Type of Structure: Tuck under Car Spaces: 2
2. Garage Doors: Insulated aluminum
3. Door Operation: Mechanized
4. Door Opener: Lift Master **The door contact safety switch is out of adjustment and does not reverse the door operation when the door comes in contact with an object in its path. Recommend adjustment of door contact switch. Note: The light beam safety is operative.**
5. Service Doors: Metal
6. Ceiling: Drywall
7. Walls: Drywall
8. Floor/Foundation: Poured concrete **Cracked with minor displacement**
9. Hose Bibs: Frost Free
10. Electrical: 110 VAC outlets and lighting circuits
11. Smoke Detector: Hard wired with battery backup
12. Heating: Air exchange ventilation
13. Windows: Vinyl double hung



Electrical

Testing of smoke detectors or alarms, timers, low voltage circuits such as door bells, security, and pet containment systems are beyond the scope of this inspection. Smoke detectors are recommended to be located in each Bedroom and one per floor level. Smoke alarms should be tested monthly and replaced per manufacturers guidelines or every ten years. Recommend grounded and GFCI protected outlets be installed at all Exterior, Kitchen, Wet Bar, Garage and Unfinished Basement outlet locations.

A NP NI M D

1. Service Size Amps: 150 Volts: 110-240 VAC
2. Service: Aluminum
3. 120 VAC Branch Circuits: Copper
4. 240 VAC Branch Circuits: Copper
5. Aluminum Wiring: Not present
6. Conductor Type: Romex
7. Ground: Plumbing and rod in ground.
8. Smoke Detectors: Hard wired with battery backup **Safety: Recommend replacing batteries every 6 months**

Signature Home Inspection

Electrical (Continued)

Basement Electric Panel

9. Manufacturer: General Double taps noted in panel at several breakers. Recommend corrections



10. Max Capacity: 150 Amps
11. Main Breaker Size: 150 Amps
12. Breakers: CU/AL
13. Fuses: Not present
14. AFCI 110 volt
15. GFCI Basement, garage, kitchen, bathrooms
16. Is the panel bonded? Yes No

Structure

- | | A | NP | NI | M | D | |
|-----|-------------------------------------|--------------------------|--------------------------|--------------------------|--------------------------|--|
| 1. | <input checked="" type="checkbox"/> | <input type="checkbox"/> | <input type="checkbox"/> | <input type="checkbox"/> | <input type="checkbox"/> | Structure Type: Wood frame |
| 2. | <input checked="" type="checkbox"/> | <input type="checkbox"/> | <input type="checkbox"/> | <input type="checkbox"/> | <input type="checkbox"/> | Foundation: Poured |
| 3. | <input checked="" type="checkbox"/> | <input type="checkbox"/> | <input type="checkbox"/> | <input type="checkbox"/> | <input type="checkbox"/> | Differential Movement: No movement or displacement noted |
| 4. | <input checked="" type="checkbox"/> | <input type="checkbox"/> | <input type="checkbox"/> | <input type="checkbox"/> | <input type="checkbox"/> | Beams: Steel I-Beam |
| 5. | <input checked="" type="checkbox"/> | <input type="checkbox"/> | <input type="checkbox"/> | <input type="checkbox"/> | <input type="checkbox"/> | Bearing Walls: Frame |
| 6. | <input checked="" type="checkbox"/> | <input type="checkbox"/> | <input type="checkbox"/> | <input type="checkbox"/> | <input type="checkbox"/> | Joists/Trusses: 2x10 |
| 7. | <input checked="" type="checkbox"/> | <input type="checkbox"/> | <input type="checkbox"/> | <input type="checkbox"/> | <input type="checkbox"/> | Piers/Posts: Poured piers and steel posts |
| 8. | <input checked="" type="checkbox"/> | <input type="checkbox"/> | <input type="checkbox"/> | <input type="checkbox"/> | <input type="checkbox"/> | Floor/Slab: Poured slab |
| 9. | <input checked="" type="checkbox"/> | <input type="checkbox"/> | <input type="checkbox"/> | <input type="checkbox"/> | <input type="checkbox"/> | Stairs/Handrails: Wood stairs with metal handrails |
| 10. | <input checked="" type="checkbox"/> | <input type="checkbox"/> | <input type="checkbox"/> | <input type="checkbox"/> | <input type="checkbox"/> | Subfloor: Composite manufactured materials |

Attic

Northeast Attic

1. Method of Inspection: In the attic
2. Unable to Inspect: 10% Cathedral or vaulted ceiling
3. Roof Framing: 2x4 Truss
4. Sheathing: Strand board
5. Ventilation: Ridge and soffit vents
6. Insulation: Fiberglass Insufficient insulation present at roof line above front bedroom closet. Add additional insulation below the roof line at the front of the home near the access cover. There is a small section of fiberglass batt insulation present that should be inserted in the open void above the closet framing. Additional insulation should be added in the 3 to 4 foot section to prevent condensation from forming due to heat loss.
7. Insulation Depth: 12"
8. Vapor Barrier: Plastic
9. Attic Fan: Direct drive



Signature Home Inspection

08:42 April 15, 2011

Page 7 of 18
Example

Attic (Continued)

10. House Fan: Direct drive with manual controls
11. Wiring/Lighting: 110 VAC lighting circuit
12. Moisture Penetration: Previous water penetration noted
13. Bathroom Fan Venting: Electric fan

Basement

A NP NI M D

Main Basement

1. Unable to Inspect: 20% Storage boxes, Storage shelves
2. Floor Drain: Surface drain
3. Doors: Hollow wood
4. Windows: Vinyl slider
5. Electrical: 110 VAC GFCI
6. HVAC Source: Air exchange ventilation
7. Insulation: Fiberglass
8. Ventilation:
9. Sump Pump:
10. Moisture Location: None found
11. Bsmt Stairs/Railings: Wood stairs with metal handrails

Crawl Space

A NP NI M D

East Crawl Space

1. Method of Inspection: In the crawl space
2. Unable to Inspect: 40% Insulation obstructed complete view of foundation walls
3. Access: Wood door
4. Moisture Penetration: Visible evidence Owner disclosed previous moisture concerns- see seller's disclosure
5. Moisture Location: Wall crack-Previous leak
6. Moisture Barrier: Plastic under gravel
7. Ventilation: Open to basement No ventilation to exterior present
8. Insulation: Fiberglass
9. Vapor Barrier: Plastic
10. Sump Pump: Submerged
11. Electrical: 110 VAC

Signature Home Inspection

08:42 April 15, 2011

Page 8 of 18
Example

Air Conditioning

Mechanical equipment tested for functional operation at time of inspection only. No life expectancy is expressed or implied. Inspection does not determine balancing or sizing of system. The inspection covers only the visible components of the air conditioning system. Hidden problems may exist that are not documented in this report. Annual cleaning and servicing recommended for best performance and life expectancy.

A NP NI M D

Main AC System

1. A/C System Operation: Appears serviceable
2. Condensate Removal: PVC
3. Exterior Unit: Left side
4. Manufacturer: Lennox
5. Model Number: AA1CJ030-A Serial Number: 3-509859083
6. Area Served: Whole building Approximate Age: 7
7. Fuel Type: 220 VAC Temperature Differential: 22*
8. Type: Central A/C Capacity: 2.5 Ton
9. Visible Coil: Copper core with aluminum fins Coils require cleaning



10. Refrigerant Lines: Low pressure and high pressure
11. Electrical Disconnect: Breaker disconnect
12. Exposed Ductwork: Metal
13. Blower Fan/Filters: Direct drive with disposable filter
14. Thermostats: Programmable

Fireplace/Wood Stove

A NP NI M D

Family Room Fireplace

1. Freestanding Stove:
2. Fireplace Construction: Stone
3. Type: Wood burning
4. Fireplace Insert:
5. Smoke Chamber: Brick
6. Flue: Tile
7. Damper: Metal
8. Hearth: Raised

Signature Home Inspection

08:42 April 15, 2011


Page 9 of 18
Example

Heating System

Mechanical equipment tested for functional operation at time of inspection only. No life expectancy is expressed or implied. Inspection does not determine balancing or sizing of system. The inspection covers only the visible components of the heating system. Hidden problems may exist that are not documented in this report. Annual cleaning and servicing recommended for best performance and life expectancy.

A NP NI M D

Basement Heating System

1. Heating System Operation: Appears functional
 2. Manufacturer: Lennox
 3. Model Number: 23495-320945 Serial Number: 43p93=24985=30
 4. Type: Forced air Capacity: 100,000 BTUHR
 5. Area Served: Whole Bldg Approximate Age: 7
 6. Fuel Type: Natural gas
 7. Heat Exchanger: 5 Burner Recommend inspection by a qualified heating specialist
 8. Unable to Inspect: 40%
 9. Blower Fan/Filter: Direct drive with disposable filter
 10. Distribution: Metal duct
 11. Circulator:
 12. Draft Control: Automatic
 13. Flue Pipe: Double wall
 14. Controls: Limit switch
 15. Devices:
 16. Humidifier: April-Aire Humidifier water panel has excessive buildup. Recommend cleaning periodically. See illustration for water panel location.
- 
17. Thermostats: Programmable
 18.
 19. Suspected Asbestos: No

Plumbing

Water heater tested for functional operation at time of inspection only. No life expectancy is expressed or implied. Approx. 200 gallons of water was pushed through sewer drain lines to verify functional drainage of public sewer or septic system. Water conditioning/filtering systems are not within the scope of this inspection. Recommended water pressure ranges 55-65 psi.

A NP NI M D

1. Service Line: Copper
 2. Main Water Shutoff: Basement
 3. Water Lines: Copper
 4. Drain Pipes: PVC
 5. Service Caps: Accessible
 6. Vent Pipes: PVC
 7. Gas Service Lines: Cast iron
- ### Basement Water Heater
8. Water Heater Operation: Appeared servicable at time of inspection
 9. Manufacturer: State
 10. Model Number: PRV50 NBRT0 Serial Number: J957470005
 11. Type: Natural gas Capacity: 50 Gal.
 12. Approximate Age: 7 Area Served: Whole building

Signature Home Inspection

08:42 April 15, 2011

Page 10 of 18
Example

Plumbing (Continued)

13. Flue Pipe: Single wall
14. TPRV and Drain Tube: Missing drain tube **Missing drain tube**



Bathroom

Inspection does not cover any damage concealed by rugs, carpeting, wall paneling, furniture or fixtures. Typical wall/ceiling minor cracks/touch ups are considered normal and are not listed in report.

A NP NI M D

Master Bathroom Bathroom

1. Closet: Large
2. Ceiling: Drywall
3. Walls: Drywall
4. Floor: Carpet
5. Doors: Hollow wood
6. Windows: Vinyl double hung
7. Electrical: 110 VAC outlets and lighting circuits
8. Counter/Cabinet: Laminate and wood
9. Sink/Basin: Corian
10. Faucets/Traps: Moen fixtures with a PVC trap **Leaking trap, repair required**



11. Tub/Surround: Fiberglass tub and ceramic tile surround
12. Shower/Surround: Fiberglass pan and ceramic tile surround
13. Spa Tub/Surround:
14. Toilets: 3 Gallon Tank
15. HVAC Source: Air exchange ventilation
16. Ventilation: Electric ventilation fan and window

Signature Home Inspection

08:42 April 15, 2011

Page 11 of 18
Example

Kitchen

Appliances are tested for functional operation at time of inspection only. No life expectancy is expressed or implied. Inspection does not cover any damage concealed by rugs, carpeting, wall paneling, furniture or fixtures. Typical wall/ceiling minor cracks/touch ups are considered normal and are not listed in report.

A NP NI M D

1st Floor Kitchen

- | | | | | | | |
|-----|--|--------------------------|--------------------------|-------------------------------------|-------------------------------------|--|
| 1. | <input checked="" type="checkbox"/> | <input type="checkbox"/> | <input type="checkbox"/> | <input type="checkbox"/> | <input type="checkbox"/> | Cooking Appliances: General Electric |
| 2. | <input checked="" type="checkbox"/> | <input type="checkbox"/> | <input type="checkbox"/> | <input type="checkbox"/> | <input type="checkbox"/> | Ventilator: Air Care |
| 3. | <input checked="" type="checkbox"/> | <input type="checkbox"/> | <input type="checkbox"/> | <input type="checkbox"/> | <input type="checkbox"/> | Disposal: In-Sinkerator |
| 4. | <input type="checkbox"/> | <input type="checkbox"/> | <input type="checkbox"/> | <input type="checkbox"/> | <input checked="" type="checkbox"/> | Dishwasher: General Electric SAFETY ISSUE- Hotpoint Dishwashers from 4/83 to 1/89, Slide - switch fire hazard, GSD500D, with S/N with 2nd letter of A. Contact GE at 1-800-599-2929 or www.geappliancerecall.com for rebate info on replacement and/or supplemental rewiring option of existing unit. |
| 5. | Air Gap Present? <input checked="" type="radio"/> Yes <input type="radio"/> No Air gap hose improperly connected | | | | | |
| 6. | <input checked="" type="checkbox"/> | <input type="checkbox"/> | <input type="checkbox"/> | <input type="checkbox"/> | <input type="checkbox"/> | Trash Compactor: In-Sinkerator |
| 7. | <input type="checkbox"/> | <input type="checkbox"/> | <input type="checkbox"/> | <input checked="" type="checkbox"/> | <input type="checkbox"/> | Refrigerator: Frigidaire Loose or damaged door seal |
| 8. | <input checked="" type="checkbox"/> | <input type="checkbox"/> | <input type="checkbox"/> | <input type="checkbox"/> | <input type="checkbox"/> | Microwave: Amana |
| 9. | <input checked="" type="checkbox"/> | <input type="checkbox"/> | <input type="checkbox"/> | <input type="checkbox"/> | <input type="checkbox"/> | Sink: Porcelain |
| 10. | <input checked="" type="checkbox"/> | <input type="checkbox"/> | <input type="checkbox"/> | <input type="checkbox"/> | <input type="checkbox"/> | Electrical: 110 VAC GFCI |
| 11. | <input type="checkbox"/> | <input type="checkbox"/> | <input type="checkbox"/> | <input type="checkbox"/> | <input checked="" type="checkbox"/> | Plumbing/Fixtures: PVC Hot/Cold water operation reversed |
| 12. | <input checked="" type="checkbox"/> | <input type="checkbox"/> | <input type="checkbox"/> | <input type="checkbox"/> | <input type="checkbox"/> | Counter Tops: Laminate |
| 13. | <input checked="" type="checkbox"/> | <input type="checkbox"/> | <input type="checkbox"/> | <input type="checkbox"/> | <input type="checkbox"/> | Cabinets: Laminate and composite materials |
| 14. | <input checked="" type="checkbox"/> | <input type="checkbox"/> | <input type="checkbox"/> | <input type="checkbox"/> | <input type="checkbox"/> | Pantry: Large |
| 15. | <input checked="" type="checkbox"/> | <input type="checkbox"/> | <input type="checkbox"/> | <input type="checkbox"/> | <input type="checkbox"/> | Ceiling: Drywall |
| 16. | <input checked="" type="checkbox"/> | <input type="checkbox"/> | <input type="checkbox"/> | <input type="checkbox"/> | <input type="checkbox"/> | Walls: Drywall |
| 17. | <input type="checkbox"/> | <input type="checkbox"/> | <input type="checkbox"/> | <input checked="" type="checkbox"/> | <input type="checkbox"/> | Floor: Linoleum Cuts or minor damage in flooring- repair/replace as required |
| 18. | <input checked="" type="checkbox"/> | <input type="checkbox"/> | <input type="checkbox"/> | <input type="checkbox"/> | <input type="checkbox"/> | Doors: Hollow wood |
| 19. | <input type="checkbox"/> | <input type="checkbox"/> | <input type="checkbox"/> | <input checked="" type="checkbox"/> | <input type="checkbox"/> | Windows: Vinyl double hung Hard operation-needs improvements for ease of operation |
| 20. | <input checked="" type="checkbox"/> | <input type="checkbox"/> | <input type="checkbox"/> | <input type="checkbox"/> | <input type="checkbox"/> | HVAC Source: Air exchange ventilation |

Bedroom

Inspection does not cover any damage concealed by rugs, carpeting, wall paneling, furniture or fixtures. Typical wall/ceiling minor cracks/touch ups are considered normal and are not listed in report.

A NP NI M D

2nd Floor Bedroom

- | | | | | | | |
|----|-------------------------------------|--------------------------|--------------------------|--------------------------|--------------------------|---|
| 1. | <input checked="" type="checkbox"/> | <input type="checkbox"/> | <input type="checkbox"/> | <input type="checkbox"/> | <input type="checkbox"/> | Closet: Walk In |
| 2. | <input checked="" type="checkbox"/> | <input type="checkbox"/> | <input type="checkbox"/> | <input type="checkbox"/> | <input type="checkbox"/> | Ceiling: Drywall |
| 3. | <input checked="" type="checkbox"/> | <input type="checkbox"/> | <input type="checkbox"/> | <input type="checkbox"/> | <input type="checkbox"/> | Walls: Drywall |
| 4. | <input checked="" type="checkbox"/> | <input type="checkbox"/> | <input type="checkbox"/> | <input type="checkbox"/> | <input type="checkbox"/> | Floor: Carpet |
| 5. | <input checked="" type="checkbox"/> | <input type="checkbox"/> | <input type="checkbox"/> | <input type="checkbox"/> | <input type="checkbox"/> | Doors: Hollow wood |
| 6. | <input checked="" type="checkbox"/> | <input type="checkbox"/> | <input type="checkbox"/> | <input type="checkbox"/> | <input type="checkbox"/> | Windows: Vinyl double hung |
| 7. | <input checked="" type="checkbox"/> | <input type="checkbox"/> | <input type="checkbox"/> | <input type="checkbox"/> | <input type="checkbox"/> | Electrical: 110 VAC outlets and lighting circuits |
| 8. | <input checked="" type="checkbox"/> | <input type="checkbox"/> | <input type="checkbox"/> | <input type="checkbox"/> | <input type="checkbox"/> | HVAC Source: Air exchange ventilation |
| 9. | <input checked="" type="checkbox"/> | <input type="checkbox"/> | <input type="checkbox"/> | <input type="checkbox"/> | <input type="checkbox"/> | Smoke Detector: Hard wired with battery back up |

Signature Home Inspection

08:42 April 15, 2011

Page 12 of 18
Example

Living Space

Inspection does not cover any damage concealed by rugs, carpeting, wall paneling, furniture or fixtures. Typical wall/ceiling minor cracks/touch ups are considered normal and are not listed in report.

A NP NI M D

Family Room Living Space

- | | | | | | | |
|----|-------------------------------------|--------------------------|--------------------------|--------------------------|--------------------------|---|
| 1. | <input checked="" type="checkbox"/> | <input type="checkbox"/> | <input type="checkbox"/> | <input type="checkbox"/> | <input type="checkbox"/> | Closet: None |
| 2. | <input checked="" type="checkbox"/> | <input type="checkbox"/> | <input type="checkbox"/> | <input type="checkbox"/> | <input type="checkbox"/> | Ceiling: Drywall |
| 3. | <input checked="" type="checkbox"/> | <input type="checkbox"/> | <input type="checkbox"/> | <input type="checkbox"/> | <input type="checkbox"/> | Walls: Drywall |
| 4. | <input checked="" type="checkbox"/> | <input type="checkbox"/> | <input type="checkbox"/> | <input type="checkbox"/> | <input type="checkbox"/> | Floor: Hardwood |
| 5. | <input checked="" type="checkbox"/> | <input type="checkbox"/> | <input type="checkbox"/> | <input type="checkbox"/> | <input type="checkbox"/> | Doors: Hollow wood |
| 6. | <input checked="" type="checkbox"/> | <input type="checkbox"/> | <input type="checkbox"/> | <input type="checkbox"/> | <input type="checkbox"/> | Windows: Vinyl double hung |
| 7. | <input checked="" type="checkbox"/> | <input type="checkbox"/> | <input type="checkbox"/> | <input type="checkbox"/> | <input type="checkbox"/> | Electrical: Outlets, lighting and ceiling fan |
| 8. | <input checked="" type="checkbox"/> | <input type="checkbox"/> | <input type="checkbox"/> | <input type="checkbox"/> | <input type="checkbox"/> | HVAC Source: Air exchange ventilation |
| 9. | <input checked="" type="checkbox"/> | <input type="checkbox"/> | <input type="checkbox"/> | <input type="checkbox"/> | <input type="checkbox"/> | Smoke Detector: Hard wired with battery back up |

Laundry Room/Area

Inspection does not cover any damage concealed by rugs, carpeting, wall paneling, furniture or fixtures. Typical wall/ceiling minor cracks/touch ups are considered normal and are not listed in report.

A NP NI M D

1st Floor Laundry Room/Area

- | | | | | | | |
|-----|-------------------------------------|-------------------------------------|--------------------------|-------------------------------------|--------------------------|---|
| 1. | <input checked="" type="checkbox"/> | <input type="checkbox"/> | <input type="checkbox"/> | <input type="checkbox"/> | <input type="checkbox"/> | Closet: Single small |
| 2. | <input checked="" type="checkbox"/> | <input type="checkbox"/> | <input type="checkbox"/> | <input type="checkbox"/> | <input type="checkbox"/> | Ceiling: Drywall |
| 3. | <input checked="" type="checkbox"/> | <input type="checkbox"/> | <input type="checkbox"/> | <input type="checkbox"/> | <input type="checkbox"/> | Walls: Drywall |
| 4. | <input checked="" type="checkbox"/> | <input type="checkbox"/> | <input type="checkbox"/> | <input type="checkbox"/> | <input type="checkbox"/> | Floors: Ceramic tile |
| 5. | <input checked="" type="checkbox"/> | <input type="checkbox"/> | <input type="checkbox"/> | <input type="checkbox"/> | <input type="checkbox"/> | Doors: Hollow wood |
| 6. | <input checked="" type="checkbox"/> | <input type="checkbox"/> | <input type="checkbox"/> | <input type="checkbox"/> | <input type="checkbox"/> | Windows: Vinyl double hung |
| 7. | <input checked="" type="checkbox"/> | <input type="checkbox"/> | <input type="checkbox"/> | <input type="checkbox"/> | <input type="checkbox"/> | Electrical: 110 VAC/220 VAC |
| 8. | <input checked="" type="checkbox"/> | <input type="checkbox"/> | <input type="checkbox"/> | <input type="checkbox"/> | <input type="checkbox"/> | Smoke Detector: Air exchange ventilation |
| 9. | <input checked="" type="checkbox"/> | <input type="checkbox"/> | <input type="checkbox"/> | <input type="checkbox"/> | <input type="checkbox"/> | HVAC Source: Air exchange ventilation |
| 10. | <input checked="" type="checkbox"/> | <input type="checkbox"/> | <input type="checkbox"/> | <input type="checkbox"/> | <input type="checkbox"/> | Laundry Tub: PVC |
| 11. | <input checked="" type="checkbox"/> | <input type="checkbox"/> | <input type="checkbox"/> | <input type="checkbox"/> | <input type="checkbox"/> | Laundry Tub Drain: PVC |
| 12. | <input type="checkbox"/> | <input type="checkbox"/> | <input type="checkbox"/> | <input checked="" type="checkbox"/> | <input type="checkbox"/> | Washer Hose Bib: Multi-port Washer hose worn/expanded and ready to burst, recommend hose replacement with burst-proof stainless steel braided hoses |
| 13. | <input checked="" type="checkbox"/> | <input type="checkbox"/> | <input type="checkbox"/> | <input type="checkbox"/> | <input type="checkbox"/> | Washer and Dryer Electrical: 110-240 VAC |
| 14. | <input checked="" type="checkbox"/> | <input type="checkbox"/> | <input type="checkbox"/> | <input type="checkbox"/> | <input type="checkbox"/> | Dryer Vent: Rigid metal |
| 15. | <input checked="" type="checkbox"/> | <input type="checkbox"/> | <input type="checkbox"/> | <input type="checkbox"/> | <input type="checkbox"/> | Dryer Gas Line: Insulflex |
| 16. | <input type="checkbox"/> | <input checked="" type="checkbox"/> | <input type="checkbox"/> | <input type="checkbox"/> | <input type="checkbox"/> | Washer Drain: Floor drain |
| 17. | <input checked="" type="checkbox"/> | <input type="checkbox"/> | <input type="checkbox"/> | <input type="checkbox"/> | <input type="checkbox"/> | Floor Drain: Surface drain |



Signature Home Inspection

08:42 April 15, 2011

Page 13 of 18
Example

Cost Estimate Summary

Client Name: Bob Smith
Property Address: 1234 School House Road
Yourtown, US 12345

Items Recommended for Repair

	<u>Low</u>	<u>High</u>
<u>Lots and Grounds</u>		
Deck: Correct structural issues to current standards	\$ 500	\$ 1500
Grading: Landscaping correction	\$ 50	\$ 150
<u>Roof</u>		
Material: Shingle repairs noted	\$ 100	\$ 200
<u>Electrical</u>		
Manufacturer: Correct double taps at 3 breakers	\$ 100	\$ 150
<u>Air Conditioning</u>		
Visible Coil: HVAC service/cleaning	\$ 125	\$ 180
<u>Plumbing</u>		
TPRV and Drain Tube: Drain tube replacement	\$ 50	\$ 100
<u>Kitchen</u>		
Dishwasher: <i>Safety Correction- slide switch fire hazard</i>	\$ 200	\$ 500
Repair Total	\$ 1125	\$ 2780

Items Recommended for Replacement

	<u>Low</u>	<u>High</u>
<u>Exterior Surface and Components</u>		
Trim: Replace damaged areas as required	\$ 500	\$ 1000
Replacement Total	\$ 500	\$ 1000
Cost Estimate Total	\$ 1625	\$ 3780

Marginal Summary

This summary is not the entire report. The complete report may include additional information of concern to the client. It is recommended that the client read the complete report.

Lots and Grounds


1. Vegetation: Shrubs with some weeds
2. Retaining Walls: Railroad ties The wall is showing signs of movement, but appears to be stable at this time. A qualified contractor is recommended to evaluate and estimate repairs to maintain the wall.



Garage/Carport

3. Left Elevation Garage Floor/Foundation: Poured concrete Cracked with minor displacement
Electrical

4. Basement Electric Panel Manufacturer: General Double taps noted in panel at several breakers. Recommend corrections



Attic

5. Northeast Attic Moisture Penetration: Previous water penetration noted

Crawl Space

6. East Crawl Space Moisture Penetration: Visible evidence Owner disclosed previous moisture concerns- see seller's disclosure
7. East Crawl Space Ventilation: Open to basement No ventilation to exterior present

Air Conditioning

8. Main AC System Visible Coil: Copper core with aluminum fins Coils require cleaning



Kitchen

9. 1st Floor Kitchen Refrigerator: Frigidaire Loose or damaged door seal
10. 1st Floor Kitchen Floor: Linoleum Cuts or minor damage in flooring- repair/replace as required
11. 1st Floor Kitchen Windows: Vinyl double hung Hard operation-needs improvements for ease of operation

Marginal Summary (Continued)

Laundry Room/Area

12. 1st Floor Laundry Room/Area Washer Hose Bib: Multi-port Washer hose worn/expanded and ready to burst, recommend hose replacement with burst-proof stainless steel braided hoses



Defective Summary

This summary is not the entire report. The complete report may include additional information of concern to the client. It is recommended that the client read the complete report.

Lots and Grounds

1. **Deck:** Treated wood The deck has been built below acceptable building standards and is not safe in its current state. Recommend further evaluation and estimate to bring deck up to an acceptable building standard.
2. **Grading:** Moderate slope The grade and landscaping materials are too high and extend above the window well at the Northeast rear of the home. Recommend that the grade be reduced or the metal window well soil retainer be replaced with a taller unit to keep the mulch and soil beds from washing into the well.



Exterior Surface and Components

3. **Front Elevation Exterior Surface Type:** Brick veneer Loose half brick at front door. Remove and tuckpoint back in place.



4. **Trim:** Composite material Note: Damaged wood areas should be checked while doing the repair and replaced if wood rot is present.

1. Water damage to trim wood at either side of garage door from moisture wicking into the finished particle board. The surface is starting to delaminate. Recommend repair/replacement of the trim boards and silicone seal wood that is in contact with concrete to prevent wicking.

2. The wood window boxes have water damage and will require repair/replacement. The wood has started to separate at the supports and at the corners of the window boxes.

3. The trim board at the southwest corner of the porch has water damage due to water penetration and will require repair/replacement of the wood. The trim board extends out creating a ledge allowing water to collect on the top edge of the board and cause the wood to rot.

Recommend estimate/repairs by a qualified contractor.



Defective Summary (Continued)

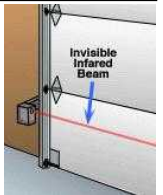
Roof

5. Main Roof Surface Material: Fiberglass shingle Missing roof shingles from wind damage as marked "x" in diagram. Repairs are required.
6. Leader/Extension: Underground conductors Reconnect to downspout where pulling loose.



Garage/Carport

7. Left Elevation Garage Door Opener: Lift Master The door contact safety switch is out of adjustment and does not reverse the door operation when the door comes in contact with an object in its path. Recommend adjustment of door contact switch. Note: The light beam safety is operative.



Attic

8. Northeast Attic Insulation: Fiberglass Insufficient insulation present at roof line above front bedroom closet. Add additional insulation below the roof line at the front of the home near the access cover. There is a small section of fiberglass batt insulation present that should be inserted in the open void above the closet framing. Additional insulation should be added in the 3 to 4 foot section to prevent condensation from forming due to heat loss.



Plumbing

9. Basement Water Heater TPRV and Drain Tube: Missing drain tube Missing drain tube



Bathroom

10. Master Bathroom Bathroom Faucets/Traps: Moen fixtures with a PVC trap Leaking trap, repair required



Kitchen

11. 1st Floor Kitchen Dishwasher: General Electric SAFETY ISSUE- Hotpoint Dishwashers from 4/83 to 1/89, Slide - switch fire hazard, GSD500D, with S/N with 2nd letter of A. Contact GE at 1-800-599-2929 or www.geappliancerecall.com for rebate info on replacement and/or supplemental rewiring option of existing unit.
12. 1st Floor Kitchen Plumbing/Fixtures: PVC Hot/Cold water operation reversed

Signature Home Inspection

08:42 April 15, 2011

Page 18 of 18
Example

Defective Summary (Continued)
